

## PNP General Purpose Amplifier

## MMBT2907A

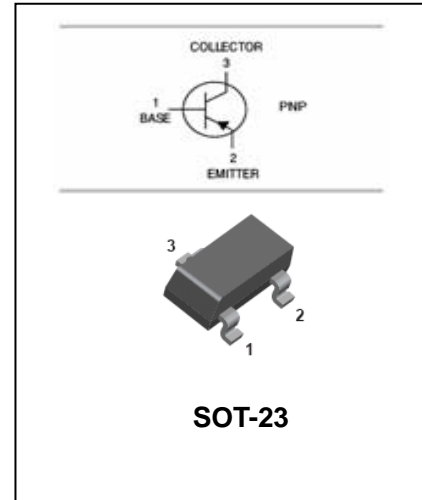
### FEATURES

- Epitaxial planar die construction.
- Complementary NPN type available MMBT2222A.
- Ideal for medium power amplification and switching.



### APPLICATIONS

- This device is designed as a general purpose amplifier and switching.
- The useful dynamic range extends to 600mA as a switch and to 100MHz as an amplifier.



### ORDERING INFORMATION

Type No.	Marking	Package Code
MMBT2907A	2F	SOT-23

### MAXIMUM RATING @ Ta=25°C unless otherwise specified

Symbol	Parameter	Value	Unit
V <sub>CBO</sub>	Collector-Base Voltage	-60	V
V <sub>CEO</sub>	Collector-Emitter Voltage	-60	V
V <sub>EBO</sub>	Emitter-Base Voltage	-5	V
I <sub>C</sub>	Collector Current -Continuous	-600	mA
P <sub>D</sub>	Total Device Dissipation	350	mW
R <sub>θjA</sub>	Thermal Resistance Junction to Ambient	357	°C/W
T <sub>j</sub> , T <sub>stg</sub>	Junction and Storage Temperature	-55 to +150	°C



**PNP General Purpose Amplifier**

**MMBT2907A**

**ELECTRICAL CHARACTERISTICS @ Ta=25°C unless otherwise specified**

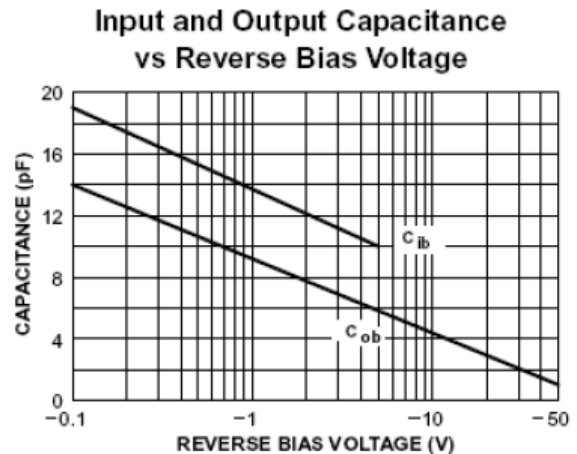
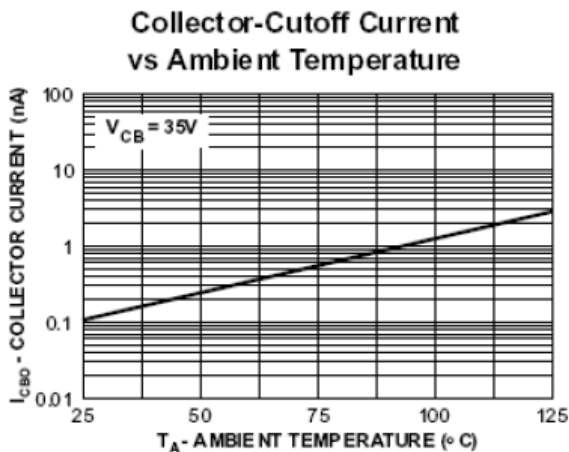
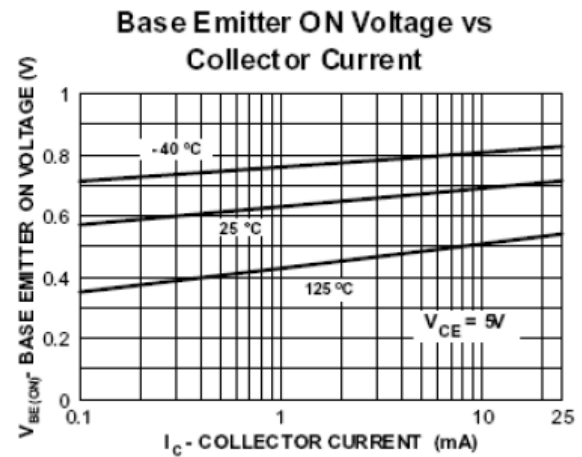
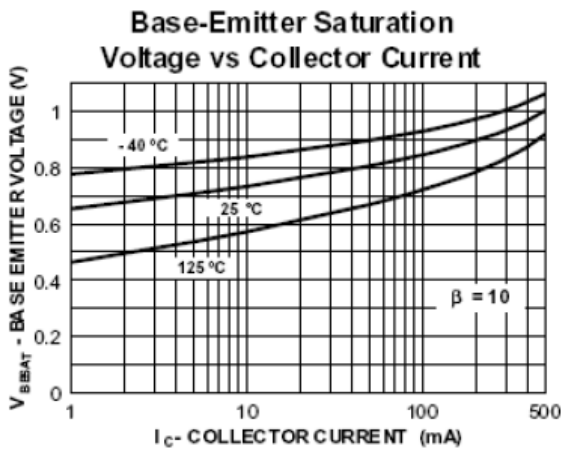
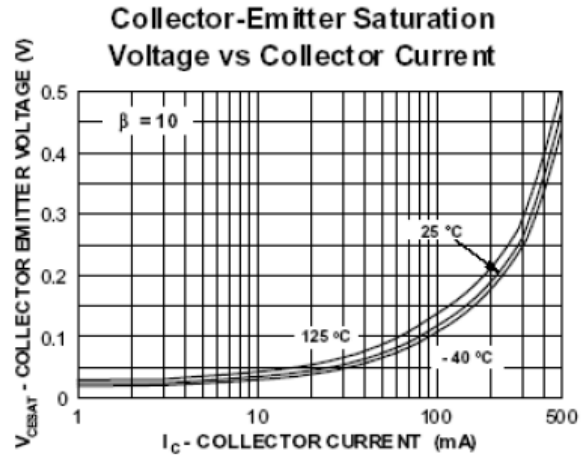
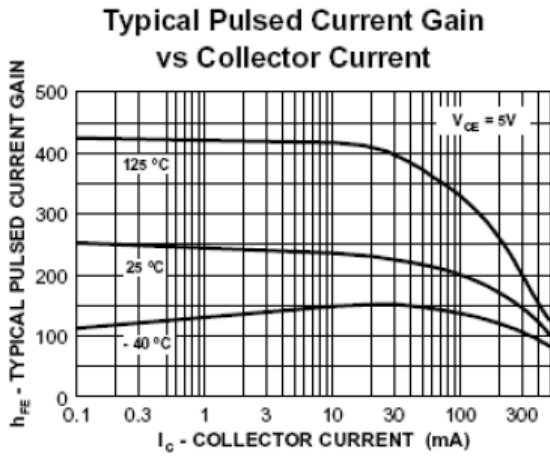
Parameter	Symbol	Test conditions	MIN	MAX	UNIT
Collector-base breakdown voltage	$V_{(BR)CBO}$	$I_C = -10\mu A$ $I_E = 0$	-60		V
Collector-emitter breakdown voltage	$V_{(BR)CEO}$	$I_C = -10mA$ $I_B = 0$	-60		V
Emitter-base breakdown voltage	$V_{(BR)EBO}$	$I_E = -10\mu A$ $I_C = 0$	-5		V
Collector cut-off current	$I_{CBO}$	$V_{CB} = -50V$ $I_E = 0$ $V_{CB} = -50V$ $I_E = 0$ $T_A = 125^\circ C$		-10 -10	nA $\mu A$
Collector cut-off current	$I_{CEX}$	$V_{CE} = -30V, V_{BE(OFF)} = -0.5V$		-50	nA
Base cut-off current	$I_{BL}$	$V_{CE} = -30V, V_{BE(OFF)} = -0.5V$		-50	nA
DC current gain	$h_{FE}$	$V_{CE} = -10V$ $I_C = -100\mu A$ $V_{CE} = -10V$ $I_C = -1mA$ $V_{CE} = -10V$ $I_C = -10mA$ $V_{CE} = -10V$ $I_C = -150mA$ $V_{CE} = -10V$ $I_C = -500mA$	75 100 100 100 50	- - - 300 -	
Collector-emitter saturation voltage	$V_{CE(sat)}$	$I_C = -150mA$ $I_B = -15mA$ $I_C = -500mA$ $I_B = -50mA$		-0.4 -1.6	V
Base-emitter saturation voltage	$V_{BE(sat)}$	$I_C = -150mA$ $I_B = -15mA$ $I_C = -500mA$ $I_B = -50mA$		-1.3 -2.6	V
Transition frequency	$f_T$	$V_{CE} = -20V$ $I_C = -50mA$ $f = 100MHz$	200		MHz
Output Capacitance	$C_{obo}$	$V_{CB} = -10V$ $f = 100kHz$ $I_E = 0$	-	8.0	pF
Input Capacitance	$C_{ibo}$	$V_{EB} = -2V$ $f = 100kHz$ $I_C = 0$	-	30	pF
Delay time	$t_d$	$V_{CE} = -30V, I_C = -150mA,$ $I_{B1} = -15mA$		10	ns
Rise time	$t_r$			40	ns
Storage time	$t_s$	$V_{CE} = -6V, I_C = -150mA$ $I_{B1} = -I_{B2} = -15mA$		80	ns
Fall time	$t_f$			30	ns



PNP General Purpose Amplifier

MMBT2907A

TYPICAL CHARACTERISTICS @ Ta=25°C unless otherwise specified





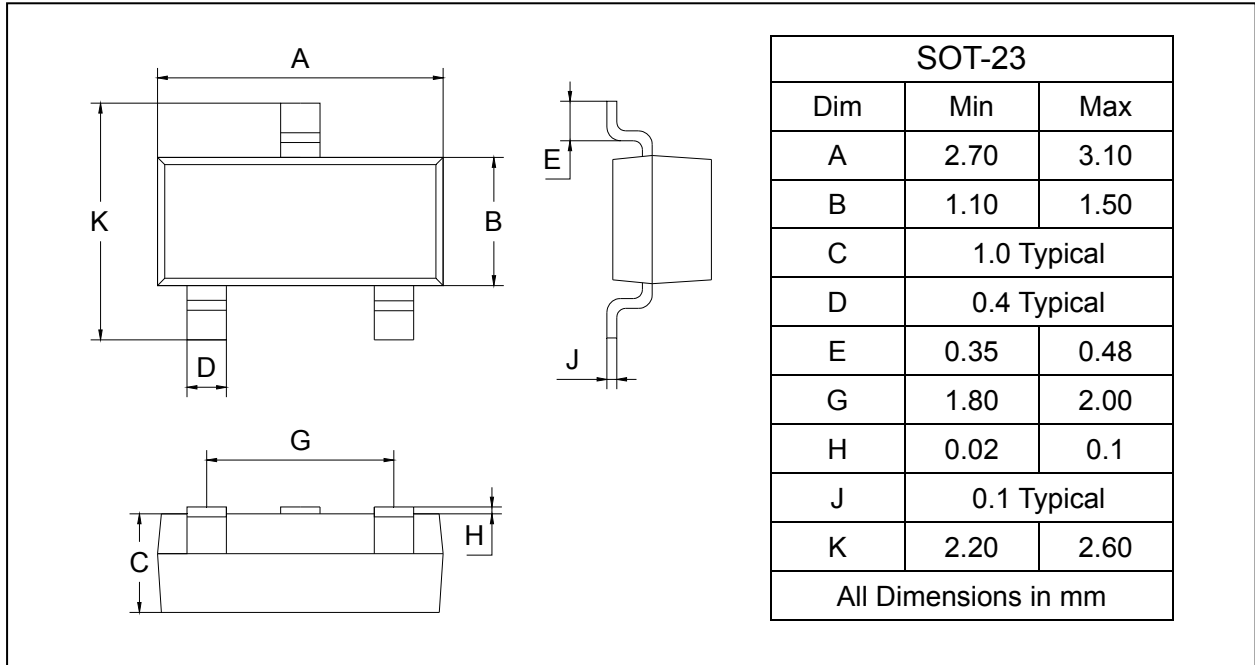
**PNP General Purpose Amplifier**

**MMBT2907A**

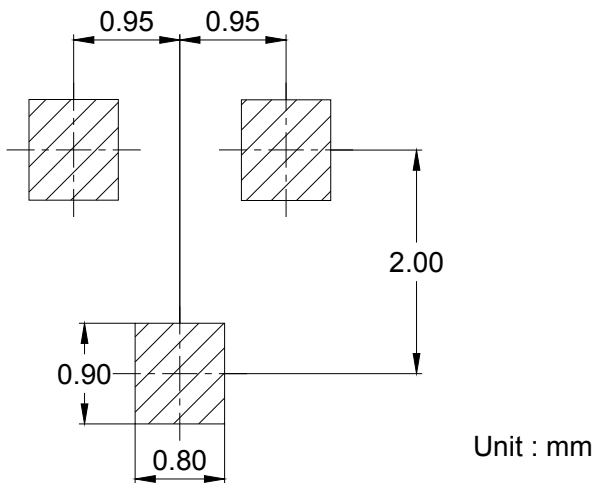
**PACKAGE OUTLINE**

Plastic surface mounted package

SOT-23



**SOLDERING FOOTPRINT**



**PACKAGE INFORMATION**

Device	Package	Shipping
MMBT2907A	SOT-23	3000/Tape&Reel